

Source: JOSHUA PROJECT WEBSITE

Country: Turkey

Number of People Groups 65

People Groups Unreached 45 (69.2%)

Total Population 79,418,000

Unreached Population 79,045,000 (99.5%)

% Professing Christian 0.4%

% Evangelical 0.03 %

Largest Religion Islam (96.5%)

Literacy Rate 95 %

10/40 Window Yes





Photo	People Group ▲	Population this Country	Global Population	Indigenous	Primary Language	Progress Scale	Primary Religion	% Professing Christian	% Evangelical
	Abaza	13,000	71,000		Abaza	●	Islam	0.20 %	0.00 %
	Abkhaz	156,000	294,000	●	Abkhaz	●	Islam	0.00 %	0.00 %
	Adyghe	333,000	644,000		Adyghe	●	Islam	0.00 %	0.00 %
	Alawite	526,000	2,033,000	●	Arabic, North Levantine Spoken	●	Islam	0.03 %	0.01 %










Photo	People Group ▲	Population this Country	Global Population	Indigenous	Primary Language	Progress Scale	Primary Religion	% Professing Christian	% Evangelical
	Albanian, Tosk	70,000	2,414,000		Albanian, Tosk	●	Islam	30.00 %	0.55 %
	Americans, U.S.	8,000	188,897,000		English	●	Christianity	77.00 %	29.00 %
	Arab, Iraqi	106,000	17,120,000		Arabic, Mesopotamian Spoken	●	Islam	0.50 %	0.20 %
	Arab, Lebanese	1,192,000	11,260,000		Arabic, North Levantine Spoken	●	Islam	0.50 %	0.10 %
	Arab, North Iraqi	646,000	8,957,000		Arabic, North Mesopotamian Spoken	●	Islam	0.50 %	0.10 %
	Arab, Syrian	557,000	15,493,000		Arabic, North Levantine Spoken	●	Islam	5.00 %	0.40 %
	Armenian, Ermeni	64,000	6,323,000		Armenian	●	Christianity	94.00 %	8.00 %
	Assyrian	27,000	656,000		Assyrian Neo-Aramaic	●	Christianity	95.00 %	2.91 %
	Azerbaijani, Azeri Turk	568,000	18,791,000		Azerbaijani, South	●	Islam	0.00 %	0.00 %
	Bosniak	106,000	2,909,000		Bosnian	●	Islam	0.10 %	0.00 %
























Photo	People Group ▲	Population this Country	Global Population	Indigenous	Primary Language	Progress Scale	Primary Religion	% Professing Christian	% Evangelical
	British	36,000	51,663,000		English		Christianity	61.00 %	8.00 %
	Bulgarian	7,300	7,170,000		Bulgarian		Christianity	80.00 %	1.90 %
	Chechen	106,000	1,704,000		Chechen		Islam	0.00 %	0.00 %
	Deaf	Unknown	Unknown		Turkish Sign Language		Islam	0.20 %	0.01 %
	Dutch	1,600	15,165,000		Dutch		Christianity	92.00 %	7.70 %
	French	4,100	49,469,000		French		Christianity	63.00 %	1.00 %
	Gajal, Gadzhal	17,000	17,000		Turkish		Islam	0.00 %	0.00 %
	Georgian	158,000	3,265,000		Georgian		Islam	3.00 %	0.50 %
	German	6,400	64,480,000		German, Standard		Christianity	65.00 %	2.10 %
	Greek	3,800	10,776,000		Greek		Christianity	91.00 %	0.40 %
	Gypsy, Domari	33,000	4,101,000		Domari		Islam	1.00 %	0.20 %










Photo	People Group ▲	Population this Country	Global Population	Indigenous	Primary Language	Progress Scale	Primary Religion	% Professing Christian	% Evangelical
	Han Chinese, Mandarin	40,000	854,476,000		Chinese, Mandarin	●	Non-Religious	6.00 %	5.70 %
	Hemshin	21,000	21,000	●	Turkish	●	Islam	0.00 %	0.00 %
	Herki	41,000	102,000	●	Kurdish, Northern	●	Islam	0.30 %	0.00 %
	Hertevin	1,200	1,200	●	Hertevin	●	Christianity	100.00 %	0.00 %
	Hungarian	800	11,570,000		Hungarian	●	Christianity	89.00 %	2.80 %
	Italian	1,700	38,042,000		Italian	●	Christianity	83.00 %	1.10 %
	Jew, Spanish	16,000	59,000		Ladino	●	Ethnic Religions	0.00 %	0.00 %
	Jew, Turkish	5,200	49,000	●	Turkish	●	Ethnic Religions	0.00 %	0.00 %
	Kabardian	1,117,000	1,856,000	●	Kabardian	●	Islam	0.00 %	0.00 %
	Karakalpak	77,000	861,000		Karakalpak	●	Islam	0.00 %	0.00 %
	Kazakh, Qazaqi	8,100	14,299,000		Kazakh	●	Islam	0.10 %	0.03 %










Photo	People Group ▲	Population this Country	Global Population	Indigenous	Primary Language	Progress Scale	Primary Religion	% Professing Christian	% Evangelical
	Kumyk	1,500	437,000		Kumyk	●	Islam	0.00 %	0.00 %
	Kurd, Kurmanji	8,445,000	14,788,000	●	Kurdish, Northern	●	Islam	0.01 %	0.00 %
	Kurd, Turkish-Speaking	5,979,000	5,979,000	●	Turkish	●	Islam	0.01 %	0.00 %
	Kyrgyz	1,600	5,038,000		Kyrgyz	●	Islam	5.00 %	0.70 %
	Laz, Lazuri	98,000	100,000	●	Laz	●	Islam	2.00 %	0.20 %
	Lezgin	3,200	655,000		Lezgi	●	Islam	0.00 %	0.00 %
	Macedonian	33,000	2,012,000		Macedonian	●	Christianity	65.00 %	0.20 %
	Ossetic	39,000	587,000		Ossetic	●	Islam	6.00 %	0.30 %
	Persian	650,000	40,090,000		Persian, Iranian	●	Islam	0.30 %	0.10 %
	Pomak	369,000	473,000		Bulgarian	●	Islam	2.00 %	0.40 %




















Photo	People Group ▲	Population this Country	Global Population	Indigenous	Primary Language	Progress Scale	Primary Religion	% Professing Christian	% Evangelical
	Pontic Greek	337,000	743,000		Pontic	●	Islam	5.00 %	0.00 %
	Romani, Balkan	70,000	1,243,000		Romani, Balkan	●	Islam	4.50 %	0.50 %
	Romanian	1,600	20,136,000		Romanian	●	Christianity	97.00 %	5.40 %
	Russian	7,200	134,007,000		Russian	●	Christianity	68.00 %	1.20 %
	Serb	4,800	7,848,000		Serbian	●	Christianity	80.00 %	0.60 %
	Shikaki	24,000	52,000	●	Kurdish, Northern	●	Islam	0.00 %	0.00 %
	Syrian Aramaic, Turoyo	16,000	115,000	●	Turoyo	●	Christianity	88.00 %	0.90 %
	Tatar	27,000	6,333,000		Tatar	●	Islam	0.50 %	0.00 %
	Tatar, Crimean	105,000	591,000		Crimean Tatar	●	Islam	0.05 %	0.01 %
	Turk	55,231,000	59,170,000	●	Turkish	●	Islam	0.01 %	0.00 %

Photo	People Group ▲	Population this Country	Global Population	Indigenous	Primary Language	Progress Scale	Primary Religion	% Professing Christian	% Evangelical
	Turk, Meskhetian	21,000	175,000	●	Turkish	●	Islam	0.00 %	0.00 %
	Turkmen, Turkoman	1,500	7,707,000		Turkmen	●	Islam	1.50 %	0.00 %
	Urdu	23,000	1,751,000		Urdu	●	Islam	0.00 %	0.00 %
	Uyghur	900	11,845,000		Uyghur	●	Islam	0.00 %	0.00 %
	Uzbek, Southern	4,000	3,079,000		Uzbek, Southern	●	Islam	0.50 %	0.10 %
	Yazidi	3,200	689,000	●	Kurdish, Northern	●	Islam	0.00 %	0.00 %
	Yoruk, Balkan Gagauz Turkish	440,000	443,000	●	Balkan Gagauz Turkish	●	Islam	0.00 %	0.00 %
	Zaza-Alevi	193,000	223,000	●	Zazaki, Northern	●	Islam	0.00 %	0.00 %
	Zaza-Dimli	1,215,000	1,215,000	●	Zazaki, Southern	●	Islam	0.00 %	0.00 %
Totals: 65		79,418,000				45 ●		0.36 %	0.03 %
Unclassified / Other Individuals		204,000							
UN Country Population (2016)		79,622,000							

Click column headings for sorting ▲ ▼

Progress Scale: ● ● ● ● ●